

This document contains key information you should know about Aston Hill Strategic Yield Fund. You can find details in the fund's simplified prospectus. Ask your representative for a copy, contact Aston Hill Asset Management Inc. at 1-800-513-3868 or funds@astonhill.ca, or visit www.astonhill.ca.

Before you invest in any fund, consider how the fund would work with your other investments and your tolerance for risk.

## QUICK FACTS

<b>Fund Code</b>	FE - AHF 800 LSC - AHF 801	<b>Fund manager :</b>	Aston Hill Asset Management Inc.
<b>Date Series started:</b>	August 19, 2011	<b>Portfolio manager:</b>	AHF Capital Partners Inc.
<b>Total value of Fund on March 23, 2016:</b>	\$189,946,998		
<b>Management expense ratio (MER):</b>	2.16%	<b>Minimum investment:</b>	\$2,000

## What does the fund invest in?

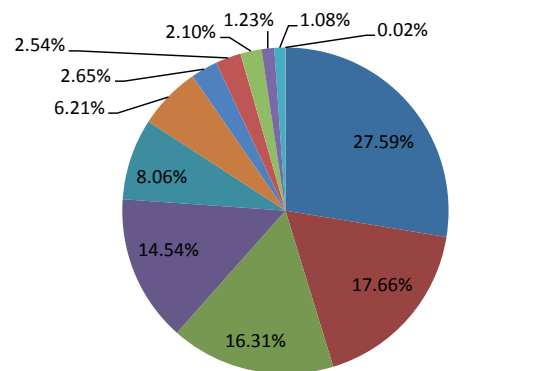
The fund invests mainly in high yield fixed income securities of Canadian and U.S. issuers that are below investment grade.

The tables below give you a snapshot of the fund's investments on March 23, 2016. The fund's investments will change.

### Top 10 investments (March 23, 2016)

1. Jefferies Financial	3.80%
2. HRG Group Inc.	3.70%
3. Hunt Cos Inc.	3.52%
4. Enova International Inc.	3.39%
5. 24 Hour Holdings	3.32%
6. Mattamy Group Corp.	2.98%
7. Patriot Merger Corp.	2.68%
8. T-Mobile USA Inc.	2.54%
9. Hexion Inc.	2.45%
10. Ceva Group	2.39%
<b>Total percentage of top 10 investments</b>	<b>30.76%</b>
<b>Total number of investments</b>	<b>52</b>

### Investment mix (March 23, 2016)



Financials Sector	27.59%
Consumer Discretionary Sector	17.66%
Industrials Sector	16.31%
Cash And Equivalents	14.54%
Materials Sector	8.06%
Consumer Staples Sector	6.21%
Energy Sector	2.65%
Telecommunication Services Sector	2.54%
ETF	2.10%
Health Care Sector	1.23%
Private Placements	1.08%
Warrants	0.02%

### How risky is it?

The value of the fund can go down as well as up. You could lose money.

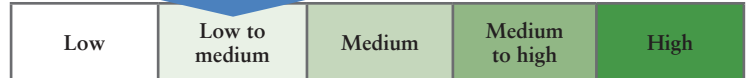
One way to gauge risk is to look at how much a fund's returns change over time. This is called "volatility".

In general, funds with higher volatility will have returns that change more over time. They typically have a greater chance of losing money and may have a greater chance of higher returns. Funds with lower volatility tend to have returns that change less over time. They typically have lower returns and may have a lower chance of losing money.

### Risk rating

Aston Hill Asset Management Inc. has rated the volatility of this fund as **low to medium**.

The rating is based on how much the fund's returns have changed from year to year. It doesn't tell you how volatile the fund will be in the future. The rating can change over time. A fund with a low risk rating can still lose money.



For more information about the risk rating and specific risks that can affect the fund's returns, see the information under "What are the risks of investing in the fund?" in the fund's simplified prospectus.

### No guarantees

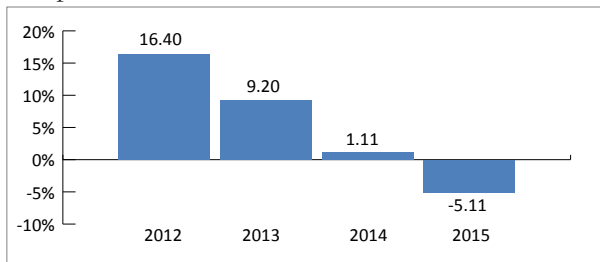
Like most mutual funds, this fund doesn't have any guarantees. You may not get back the amount of money you invest.

### How has the fund performed?

This section tells you how the Series A units of the fund have performed over the past 4 years. Returns are after expenses have been deducted. These expenses reduce the fund's returns.

#### Year-by-year returns

This chart shows how Series A units of the fund have performed in the past 4 years. The fund dropped in value in 1 of 4 years. The range of returns and change from year to year can help you assess how risky the fund has been in the past. It does not tell you how the fund will perform in the future.



### Best and worst 3-month returns

This table shows the best and worst returns for the Series A units of the fund in a 3-month period over the past 4 years. The best and worst 3-month returns could be higher or lower in the future. Consider how much of a loss you could afford to take in a short period of time.

	Return	3 month ending	If you invested \$1,000 at the beginning of the period
<b>Best return</b>	6.4%	31-Mar-12	Your investment would be \$1,064
<b>Worst return</b>	-10.0%	29-Feb-16	Your investment would be \$901

### Average return

A person who invested \$1,000 in the fund on August 26, 2011 would have had \$1,107.93 on March 23, 2016. This works out to an annual compound return of 2.26%.

### Who is this fund for?

Investors who:

- are looking for a long-term investment
- want a portfolio that consists mainly of fixed income securities of Canadian and U.S. companies
- can handle the ups and downs of the stock market

! Don't buy this fund if you need a low-risk, short-term investment.

### A word about tax

In general, you'll have to pay income tax on any money you make from the fund. How much you pay depends on the tax laws where you live and whether or not you hold the fund in a registered plan, such as a Registered Retirement Savings Plan or a Tax-Free Savings Account.

Keep in mind that if you hold your fund in a non-registered account, fund distributions are included in your taxable income, whether you get them in cash or have them reinvested.

## How much does it cost?

The following tables show the fees and expenses you could pay to buy, own and sell Series A units of the fund. The fees and expenses—including any commissions—can vary among series of a fund and among funds. Higher commissions can influence representatives to recommend one investment over another. Ask about other funds and investments that may be suitable for you at a lower cost.

### 1. Sales charges

You have to choose a sales charge option when you buy the fund. Ask about the pros and cons of each option.

Sales charge option	What you pay		How it works
	in per cent (%)	in dollars (\$)	
Initial sales charge	0% to 5% of the amount you buy	\$0 to \$50 on every \$1,000 you buy	<ul style="list-style-type: none"> <li>You and your representative decide on the rate</li> <li>The initial sales charge is deducted from the amount you buy. It goes to your representative's firm as a commission.</li> </ul>
Low-load deferred sales charge	If you sell within: 1 year of buying 3.0% 2 years of buying 2.0% 3 years of buying 2.0% After 3 years nothing	\$0 to \$30 on every \$1,000 you sell	<ul style="list-style-type: none"> <li>The deferred sales charge is a set rate. It is a percentage of your original cost and is deducted from the amount you sell.</li> <li>When you buy the fund, Aston Hill Asset Management Inc. pays your representative's firm a commission of 2.5%. Any deferred sales charge you pay goes to Aston Hill Asset Management Inc.</li> <li>You do not pay the deferred sales charge when you switch to Series A of another Aston Hill Mutual Fund. Instead, you pay the deferred sales charge when the next investment is sold.</li> <li>You generally can redeem up to 10% of your units each year without paying the deferred sales charge.</li> </ul>

### 2. Fund expenses

You don't pay these expenses directly. They affect you because they reduce the fund's returns.

As of December 31, 2015 the fund's expenses were 2.17% of its value. This equals \$21.70 for every \$1,000 invested.

	Annual rate (as % of the fund's value)
<b>Management expense ratio (MER)</b> This is the total of fund's management fee and operating expenses. Aston Hill Asset Management Inc. waived some of the fund's expenses. If it had not done so, the MER would have been higher.	2.16%
<b>Trading expense ratio (TER)</b> These are the fund's trading costs.	0.01%
<b>Fund expenses</b>	2.17%

#### More about the trailing commission

Aston Hill Asset Management Inc. pays your representative's firm a trailing commission for as long as you own the fund. The trailing commission is an ongoing commission. It is for the services and advice your representative and their firm provide to you. The trailing commission is paid out of the management fee and is based on the value of your investment. The rate depends on the sales charge option you choose:

- Initial sales charge – up to 0.75% of the value of your investment each year. This equals \$7.50 each year for every \$1,000 invested.
- Low-load deferred sales charge – up to 0.40% of the value of your investment for the first three years (1% after three years). This equals \$5 for each of the first three years (and \$10 each year after three years) for \$1,000 invested.

### 3. Other fees

You may have to pay other fees when you buy, hold, sell or switch units of the fund.

Fee	What you pay
Short-term trading fee	2% of the value of units you sell or switch within 30 days of buying them. This fee goes to the fund.
Switch fee	Your representative's firm may charge up to 2% of the value of units you switch to another Aston Hill Mutual Fund.
Reclassification fee	When you switch to a different series, Aston Hill Asset Management Inc. will charge you a reclassification fee equal to the amount of the Low-Load Deferred Sales Charge you would have paid had you instead redeemed the Series A units.

#### What if I change my mind?

Under securities law in some provinces and territories, you have the right to:

- withdraw from an agreement to buy mutual funds within two business days after you receive a simplified prospectus or fund facts document, or
- cancel your purchase within 48 hours after you receive confirmation of the purchase.

In some provinces and territories, you also have the right to cancel a purchase, or in some jurisdictions, claim damages, if the simplified prospectus, annual information form, fund facts document or financial statements contain a misrepresentation. You must act within the time limit set by the securities law in your province or territory.

For more information, see the securities law of your province or territory or ask a lawyer.

#### For more information

Contact Aston Hill Asset Management Inc. or your representative for a copy of the fund's simplified prospectus and other disclosure documents. These documents and the Fund Facts make up the fund's legal documents.

Aston Hill Asset Management Inc.  
77 King Street West  
Suite 2110, PO Box 92  
Toronto-Dominion Centre  
Toronto, ON M5K 1G8

Phone: 416-583-2300  
Toll-free Phone:  
1-800-513-3868  
Email: [funds@astonhill.ca](mailto:funds@astonhill.ca)  
[www.astonhill.ca](http://www.astonhill.ca)

To learn more about investing in mutual funds, see the brochure **Understanding mutual funds**, which is available on the website of the Canadian Securities Administrators at [www.securitiesadministrators.ca](http://www.securitiesadministrators.ca).